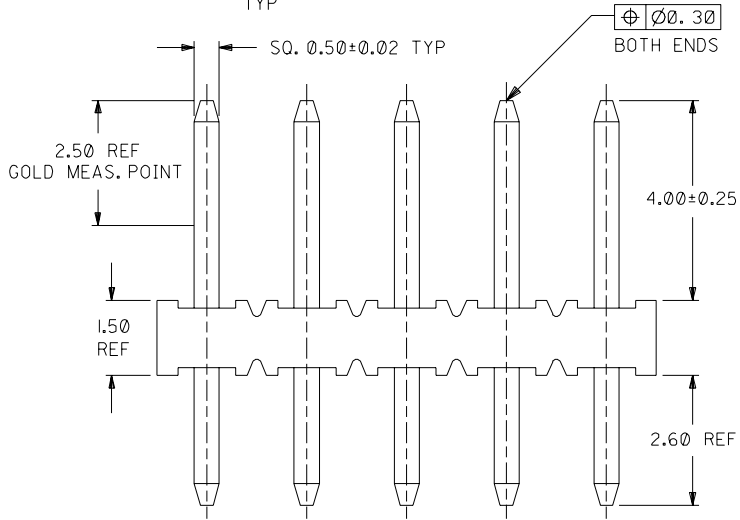
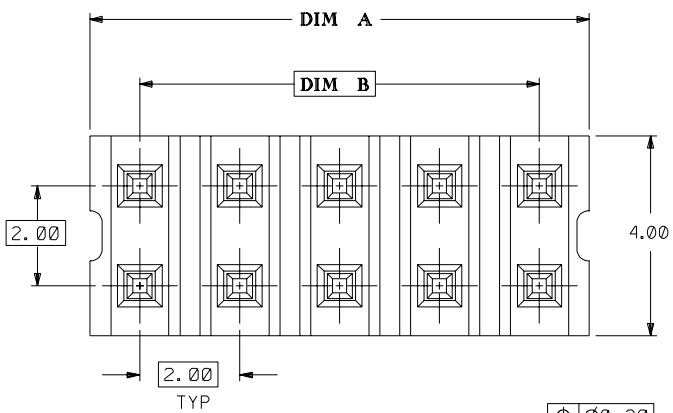


DWG. NO. SD_87089-**-16

CAD FILE S8708916.DGN

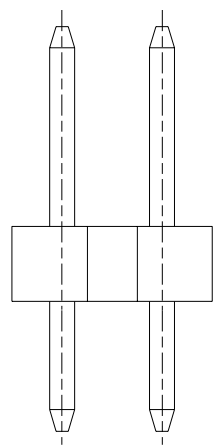
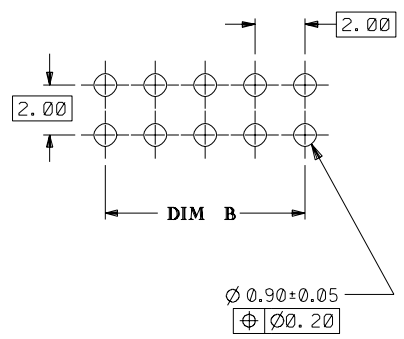
DO NOT SCALE DRAWING



PART NUMBER LEGEND

87089 - * * * *
 CKT SIZE PLATING
 16 (SEE NOTE 4)
 17

RECOMMENDED PCB PATTERN
 (SCALE 5:1)



PART NO.	CKT SIZE	DIM A	DIM B
87089-02**	2	NA	NA
87089-04**	4	3.90	2.00
87089-06**	6	5.90	4.00
87089-08**	8	7.90	6.00
87089-10**	10	9.90	8.00
87089-12**	12	11.90	10.00
87089-14**	14	13.90	12.00
87089-16**	16	15.90	14.00
87089-18**	18	17.90	16.00
87089-20**	20	19.90	18.00
87089-22**	22	21.90	20.00
87089-24**	24	23.90	22.00
87089-26**	26	25.90	24.00
87089-28**	28	27.90	26.00
87089-30**	30	29.90	28.00
87089-32**	32	31.90	30.00
87089-34**	34	33.90	32.00
87089-36**	36	35.90	34.00
87089-38**	38	37.90	36.00
87089-40**	40	39.90	38.00
87089-42**	42	41.90	40.00
87089-44**	44	43.90	42.00
87089-46**	46	45.90	44.00
87089-48**	48	47.90	46.00
87089-50**	50	49.90	48.00

NOTES:

- ▽ 4 & 6 CKT SIZE ARE MADE BY BREAKING ASSEMBLY P/N 87089-081* AND P/N 87089-121* INTO HALVES RESPECTIVELY. BREAK-AWAY PROFILES ARE EXPECTED TO BE IRREGULAR.
- ▽ 2 CKT SIZE ARE MADE BY BREAKING LARGER ASSEMBLY P/N, THE CUT PROFILES ARE IRREGULAR AND UNDEFINED.
- 3. 10 CIRCUIT SIZE SHOWN FOR ILLUSTRATION ONLY. SEE CHART FOR AVAILABLE PART SIZES.
- 4. PLATING FINISH :
 16 - 0.38um/15uin MIN. GOLD SELECTIVE AREA
 1.90um/75uin MIN. TIN/LEAD IN SELECTED AREA OVER
 1.27um/50uin MIN. NICKEL OVERALL
 17 - 0.76um/30uin MIN. GOLD SELECTIVE AREA
 1.90um/75uin MIN. TIN/LEAD IN SELECTED AREA OVER
 1.27um/50uin MIN. NICKEL OVERALL
- 5. PRODUCT SPECIFICATION PS-87049 APPLIES
- 6. RECOMMENDED PC BOARD THICKNESS IS 1.60 ± 0.10mm. mm

SHT	1	2
REV	E3	E3

				MATERIAL : 30% G.F. NYLON 46, 94V-0 ,COLOR-BLACK		MOLEX SINGAPORE PTE LTD SHEET 1 OF 2	
				PIN: 0.50mm SQ. PHOSPHOR BRONZE 510			
E3	ADD T/R OPT. (SHT 2) AS PER 97-01-0142 FOR MOLEX INC.	S70422	SEE	970224	FINISH :		GENERAL TOLERANCES ± 0.20/0.008 DWG. NO.: SD187089-**-16
E2	ADD 2 CKT SIZE	S60168	SEE	GMS 950929	SEE NOTE 3		
E1	REVISED HOUSING MAT'L	S40030	JACK	930814			
LTR	REVISION RECORD	ECN	DR	CHK	DATE	DRAWN BY SUSAN KOH 890801	CHK'D BY J. KACHLIC 890802
REVISE ONLY ON CAD SYSTEM						APPR'D BY R. WONG 890803	SCALE 10 : 1
						TITLE : "MILLI-GRID" 2mm DUAL ROW VERTICAL HEADER	

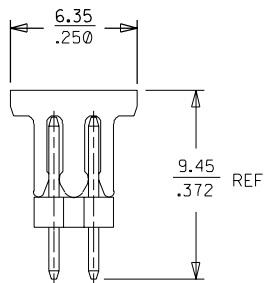
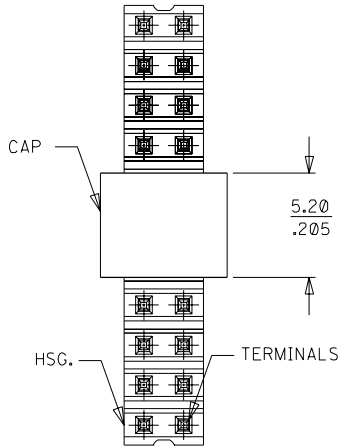
DWG. NO. SD 87089-***16

CAD FILE S08916B.DGN

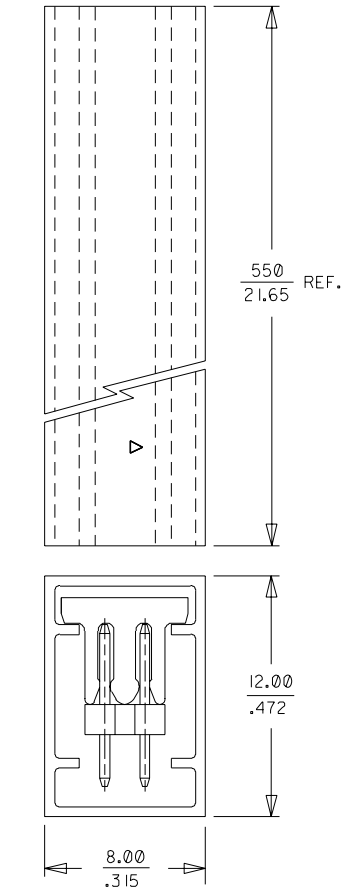
▽

DO NOT SCALE DRAWING

PART WITH CAP
(22 CKT SHOWN)
(SCALE 4:1)

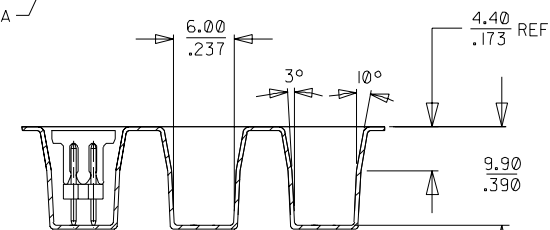
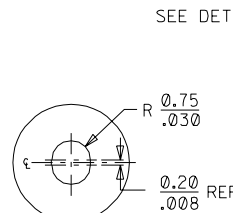
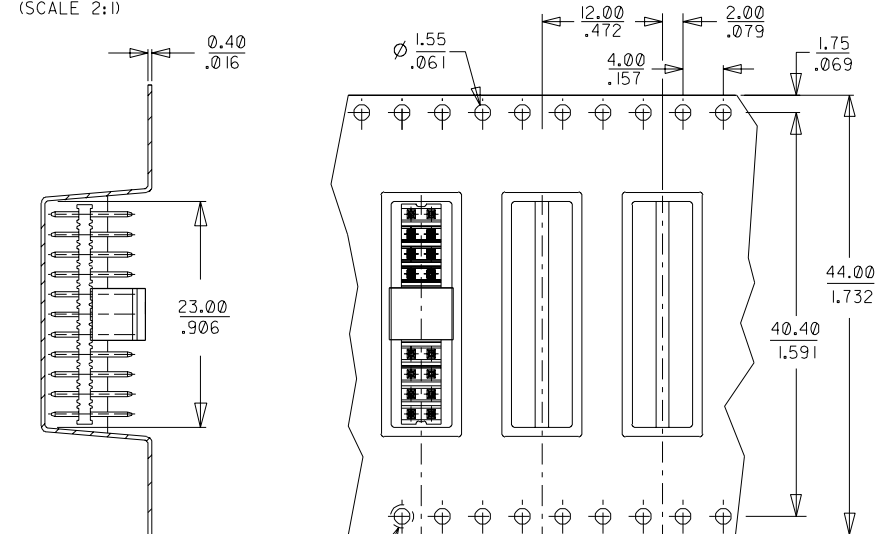


WITH CAP IN TUBE
(22 CKT SHOWN
FOR MOLEX INC.)
(SCALE 4:1)



PART NO.
WITH CAP IN TUBE
87089-5126

EMBOSSED CARRIER TAPE 'A'
(22 CKT SHOWN, FOR MOLEX INC.)
(SCALE 2:1)



mm

				MATERIAL : 30% G.F. NYLON 46, 94V-0 ,COLOR-BLACK		MOLEX SINGAPORE PTE LTD SHEET 2 OF 2	
				FINISH : SEE NOTE 3			
E3 ADD T/R OPT. (SHT 2) AS PER 97-01-0142 FOR MOLEX INC.				ECN S70422	DATE 970224	GENERAL TOLERANCES ± 0.20 / .008 REV E3	
LTR	REVISION RECORD	ECN	DR	CHK	DATE	DWG. NO. : SD 87089-***16	
REVISE ONLY ON CAD SYSTEM				DRAWN BY SUSAN KOH 890801	CHK'D BY J. KACHLIC 890802	TITLE : "MILLI-GRID" 2mm DUAL ROW VERTICAL HEADER	
				APPR'D BY R. WONG 890803	SCALE 2 : 2		